

CASTLES RESEARCH

INSTRUCTIONS



- Click on **PLAYER MENU**, then **ENTER NAME**.
- Enter a **NAME** for your group, and press Enter.
- In the next box press **M** if there are more boys or **F** if there are more girls.
- Click **ADD TO LIST**, then click **OK**.

Found at www.SchoolHistory.co.uk


TASK YOU HAVE TO USE THE CD-ROM TO RESEARCH ABOUT CASTLES. USE THE HELP GUIDE BELOW TO GET STARTED, AND THEN USE YOUR SKILLS TO FILL IN THE QUESTIONS.

HELP GUIDE

You need to go to the **LIBRARY**. Simply click on:



Library

Click on the top left book:







Read the text to find the answers!

Move up and down the page using the small arrows on the right:

Move to a different page using the arrows at the top right:

FINISHED?
Press twice **Exit**

Fill in your answers!



1

CASTLE DEVELOPMENT

a) Tick the naturally defensive sites:

ditch hilltop

peninsulas trees

b) What did the Bailey enclose? _____

c) 'Motte' comes from the French word meaning what? _____

4

13th Century CASTLES

a) Who lived in Hever Castle? _____

5

16th & 17th Cent. CASTLES

a) Who designed Castle Howard? _____

2

7th – 10th Century CASTLES

a) What is Leeds Castle situated in? _____

b) Who reused the castle at Bowes? _____

3

11th Century CASTLES

a) What is at the core of the Tower of London? _____

b) At the Tower of London, where were the state prisoners admitted? [circle the answer]

Front gate Traitor's gate

Prisoner's gate King's gate

6

FAMOUS CASTLES

a) Find a castle which was refortified and used during the Second World War.

GLOSSARY	
<u>Peninsula</u> : land almost all surrounded by water	<u>Core</u> : the centre

