

# KNOW YOUR STUFF KINGS & QUEENS

Found at [www.SchoolHistory.co.uk](http://www.SchoolHistory.co.uk)






## Teacher notes

Like the castles CD-Rom, this is not the most user friendly, and can indeed be quite frustrating! The exercise designed is a research exercise for Year 8. The handout consists of instructions and a 'frame'.

HENRY VIII
EDWARD VI
Lady JANE GREY
MARY I
ELIZABETH I
MARY Queen of SCOTS
JAMES I
CHARLES I
CHARLES II
JAMES II
WILLIAM & MARY

The exercise would work well with groups of 3 to 4 pupils with the task of finding details of 3 monarchs from the list. Pupils are directed to the 'Library', and then have to research information about their monarch by clicking on 'books' to investigate. The monarchs are not arranged chronologically, so pupils must search the library to find out the information.

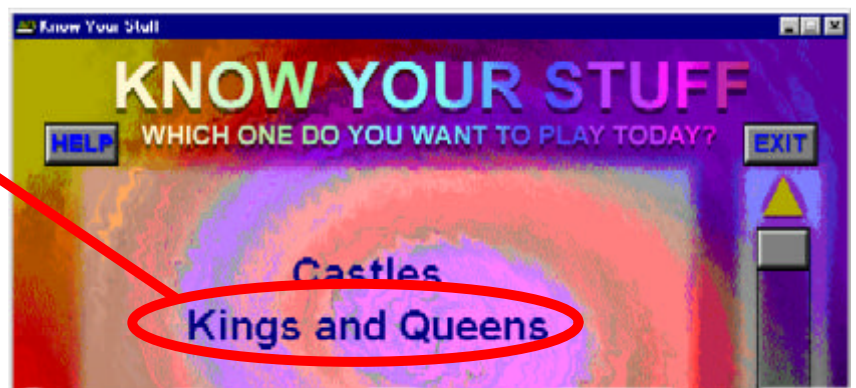
### **Preparations**

1. Put the CD-Rom into the CD drive.
2. Click  and then 
3. Then find where the CD-Rom has been installed, and select 

4. A screen should appear similar to the one below:

5. Click on 'KINGS AND QUEENS'

6. The pupil handsheet provides instructions from the main screen.



### **When you have finished**

As with the Castles CD-Rom, to use the 'library' a name needs to be entered. After the entire class has had their turn, there will be lots of names stored. The teacher needs to delete all these names to prevent confusion next time the program is used.

