

WORLD WAR II

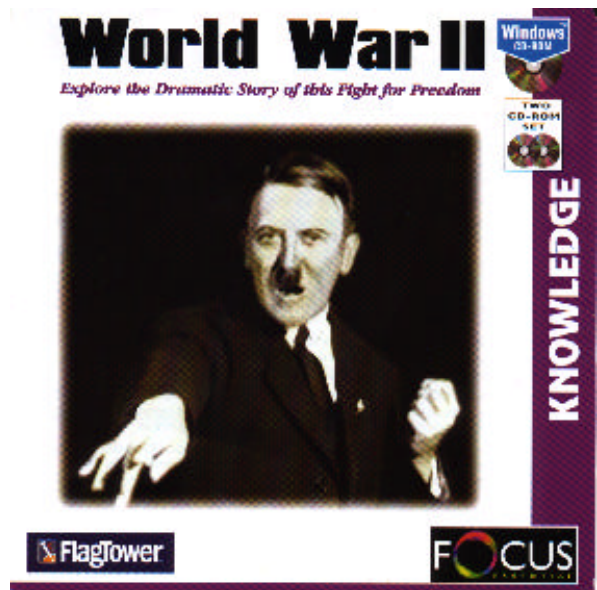
EVENTS OF WAR

Teacher notes

Similar to the FlagTower World War I, this Year 9 CD-Rom has a great deal of audio based evidence. The worksheet provides guidance for pupils to select the relevant information.

Unlike the other CD-Rom activities this will actually take at least 25 minutes to complete. Thus, it would be best to divide the class into groups of 3-4, and

then give each group **two** questions to research. After each group has had a turn, groups should then explain their answers to the rest of the class, to allow coverage of all the questions.



Preparations

1. Put the CD-Rom into the CD drive

2. Click on  and then 

3. Find where the CD-Rom has been installed, select  and 

4. If a warning screen appears:  just press 

5. A screen appears asking you to set the volume. Click on 3 and then DONE.


6. An orientation automatically begins. Skip this by clicking anywhere on the screen once.

7. The program then begin playing a small video. Click on the icon at the top left of the screen. 

8. The main menu screen then appears, similar to the screen shown to the right. Guidance is given to pupils from this page.

N.B.

Each group needs to begin from this page. After a group has completed their activity, return to this page by clicking the icon at the top left of the screen:

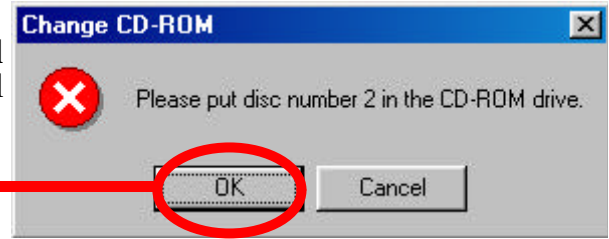


Suggested Answers

If pupils follow the instructions given on the worksheet, the answer can be found by clicking on the correct date, followed by the correct event.

One drawback of the CD-Rom is that it requires a second CD-Rom. When pupils research D-Day, a message will appear:

Simply eject the CD-Rom from the drive, and put disk 2 into the drive. Then click on OK



Each time the program wishes to access information from the other disk, a message like this will appear. Simply replace the CD-Rom each time, and press OK.

THE WORKSHEET DIRECTS PUPILS TO ASK THEIR TEACHER WHEN ANY SUCH MESSAGE APPEARS

1	Jan '38 – June '40
	Germany invades Poland
a) 1 September 1939. b) Lightning war. c) Britain and France. d) Invasion from the east by the USSR.	
3	July '40 – May '41
	Battle of Britain
a) Control of the skies. b) German Air Force. b) 600.	
5	June '41 – Dec '41
	Pearl Harbor
a) J. destroying US Pacific fleet. b) 96 ships & packed airfields. c) Surprise was total. d) Crippled.	
7	June '43 – July '44
	D-Day
a) Shortly after midnight on 6th June b) They assumed bad weather would prevent invasion. c) Paris was free d) In bed.	

2	Jan '38 – June '40
	Dunkirk
a) His duty was to save troops at all costs. b) Dynamo. c) Large amounts of equipment.	
4	July '40 – May '41
	Blitz on London
a) He bombed Berlin. b) Breathing space. c) Hitler needed all his forces for the invasion of Russia.	
6	June '41 – Dec '41
	Barbarossa
a) Living space. b) Plan for invasion of Russia c) Invasion of Balkans and Greece d) Nazis would face Russian winter	
8	June '43 – July '44
	Hiroshima and Nagasaki bombed
a) Unconditional surrender of Japanese b) Enola Gay c) 80,000 people killed instantly	

When you have finished



- To quit the program click (bottom right of the screen), and then select Quit
- Then select **YES** when the options appear.
- Click on the credit screens.

